



It's a
NEW
YEAR!



New Year's
activity pack for
the *Intermediate*
classroom

Name _____

A NEW YEAR

All around the world, people have been celebrating the beginning of each new year for over 4,000 years. Today, the start of New Year's celebrations typically begin on December 31st, or New Year's Eve, and continue into the early hours of January 1st, New Year's Day. Common New Year's traditions include attending parties, eating special holiday foods, watching firework displays, attending public New Year's celebrations, and making resolutions for the new year.




What is a Resolution?

The word "resolution" is a multiple-meaning word. The definition associated with the new year, however, refers to a resolution as being a firm decision to do something or not do something.

Why Make Resolutions?

Each new year is the perfect time to make positive life changes, set goals, and make resolutions. Many people feel the beginning of a new year is a good time to make resolutions, because it's a time to "start from scratch;" the beginning of each new year offers a fresh start with a "clean slate."

Naturally, people tend to want to do better and make positive changes in their lives, and the beginning of a new year offers a goal time and date where those positive changes can be set to start. It gives people time to prepare for the changes they want to make, and having a set goal date also helps to get people "fired up" about their upcoming goals.



Name _____

A NEW YEAR




Another reason people make resolutions is because of tradition. For many, making New Year's resolutions is a tradition, whether those resolutions are kept or not. It's tradition to reflect back on the year at end and look forward to a or successful, new year.

How to Make a Resolution

A resolution starts with a desire to make a change. When you know what change you want to make in your life, all you have to do is commit to helping yourself the resolution you've made. Some helpful tips in making and keeping resolutions include being positive, being specific, making resolutions that are truly important you, being realistic, and only setting achievable goals.

Are you now ready to make a New Year's resolution? What do you want to what goals do you want to set for yourself, what changes do you want to make?

On the lines below, briefly describe one resolution you'd like to make for yourself in this new year.



Name _____

COMPREHENSION

Answer each question with complete sentences, or fill in each blank.
Refer back to the reading passage, if necessary.

1. All around the world, people have been _____ the beginning of each new year for over _____ years.

2. What were some common New Year's traditions mentioned in the reading passage?

3. As it is related to the new year, what is a resolution?

4. What are two reasons people make resolutions?

5. A _____ starts with a desire to make a _____.

6. Name three helpful tips in making and keeping resolutions.

Name _____

Idioms

In the reading passage, there were several idioms used. Refer back to the passage to help define the literal meaning of each idiom.

1. Find the idiom, "start from scratch," and write its literal meaning on the lines below.

2. Find the idiom, "clean slate," and write its literal meaning on the lines below.

3. Find the idiom, "fired up," and write its literal meaning on the lines below.

4. Would you consider "fresh start" to be an idiom? Why or why not?

5. In your own words, describe exactly what an idiom is. What is a common one you've heard of?

Directions: Cut this foldable along the thick, black lines; glue it onto the template on the following page, fold along the dotted lines, and fill in the information on the template for a completed resolutions foldable with flaps. *Tip: print the foldable and template pages on contrasting, bright-colored pages for a more colorful and eye-catching look.

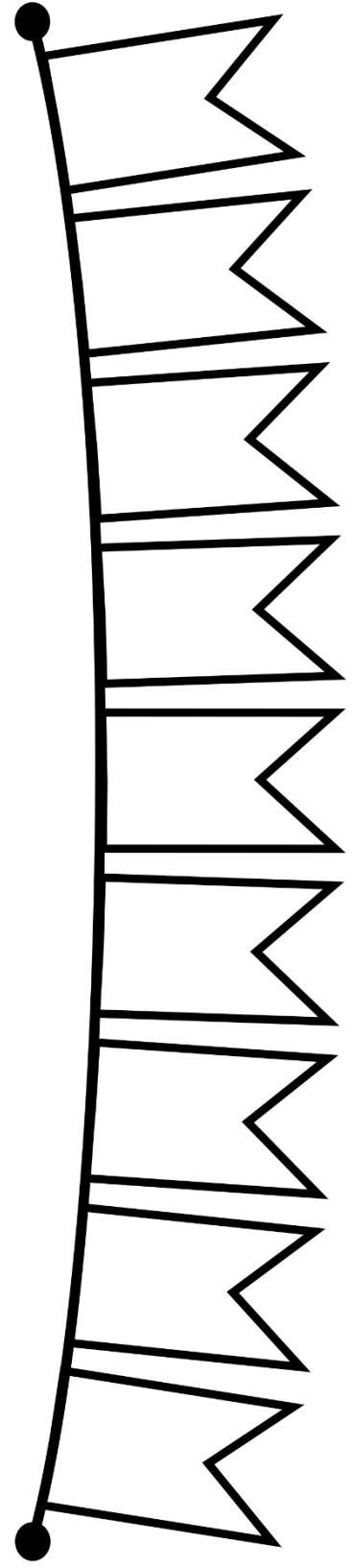
My New Year's Resolutions

2

0

1

9



glue here

On the lines provided below, describe four New Year's resolutions you'd like to make for 2019. Remember, make sure they're realistic, achievable, and something positive you really desire for yourself.

<hr/> <hr/> <hr/> <hr/> <hr/> <hr/> <hr/> <hr/> <hr/> <hr/> <hr/> <hr/>	<hr/> <hr/> <hr/> <hr/> <hr/> <hr/> <hr/> <hr/> <hr/> <hr/> <hr/> <hr/>	<hr/> <hr/> <hr/> <hr/> <hr/> <hr/> <hr/> <hr/> <hr/> <hr/> <hr/> <hr/>	<hr/> <hr/> <hr/> <hr/> <hr/> <hr/> <hr/> <hr/> <hr/> <hr/> <hr/> <hr/>
---	---	---	---

INSTRUCTIONS

The six pages after the instructions are ready to print and put together for a double-sided, New Year's flipbook. Refer to the "picture" instruction page with this one, if necessary.

*When printing directly from your computer printer, do not select the "double-sided" option. The pages are not formatted to be folded the way they will come out of the printer.

*If you are going to print double-sided from your computer printer, you will need to print the first, third, and fifth pages. Then, the second page would need to be flipped to go onto the back of the first; the fourth page would need to be flipped to go onto the back of the third; the sixth page would need to be flipped to go onto the back of the fifth.

In short, the easiest way to think of putting the pages together for printing, is to simply match up the same-sized, rectangular boxes on each side of the paper (see visual on the following page to see what I mean). In matching up the boxes, you will have had to flip one of the pages. If you match them that way, and put the pages back to back, they are easy to print on any copy machine that will do double-sided copies.

Even if you don't print them double-sided, you can still put the flipbooks together in the same way---just find the pages with the same-sized, rectangular boxes, match them up, and fold on the printed, dotted fold line.

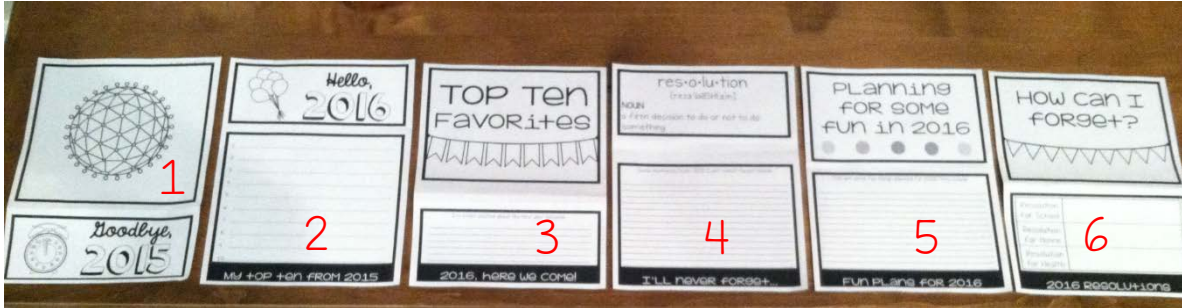
On the next page, there is a visual instruction sheet to follow.

Don't stress---I promise it'll work! 😊

INSTRUCTIONS

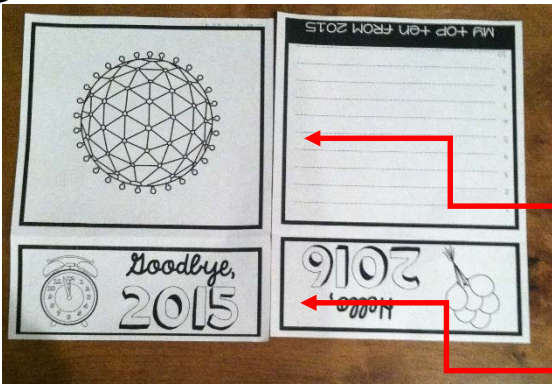
If you have further questions, please email me at theseedswesowtpt@gmail.com

1



When I say first, third, fifth, and so on; refer to this pic. This is just how they'd print from the file.

2



See what I mean by matching same-sized boxes together. You will have had to flip one of the pages to line the boxes up. Trust me. all work in the end.

This is the first and second pages, side by side. The same-sized, rectangular boxes are matched up, and in order to do that, I did have to flip the second page. I will then put them back to back, back, just as they are. That will be my outer-most page and front flip of my book. Continue matching pages 3 & 4 together; and 5 & 6 together in this same way. Fold on the dotted fold line.


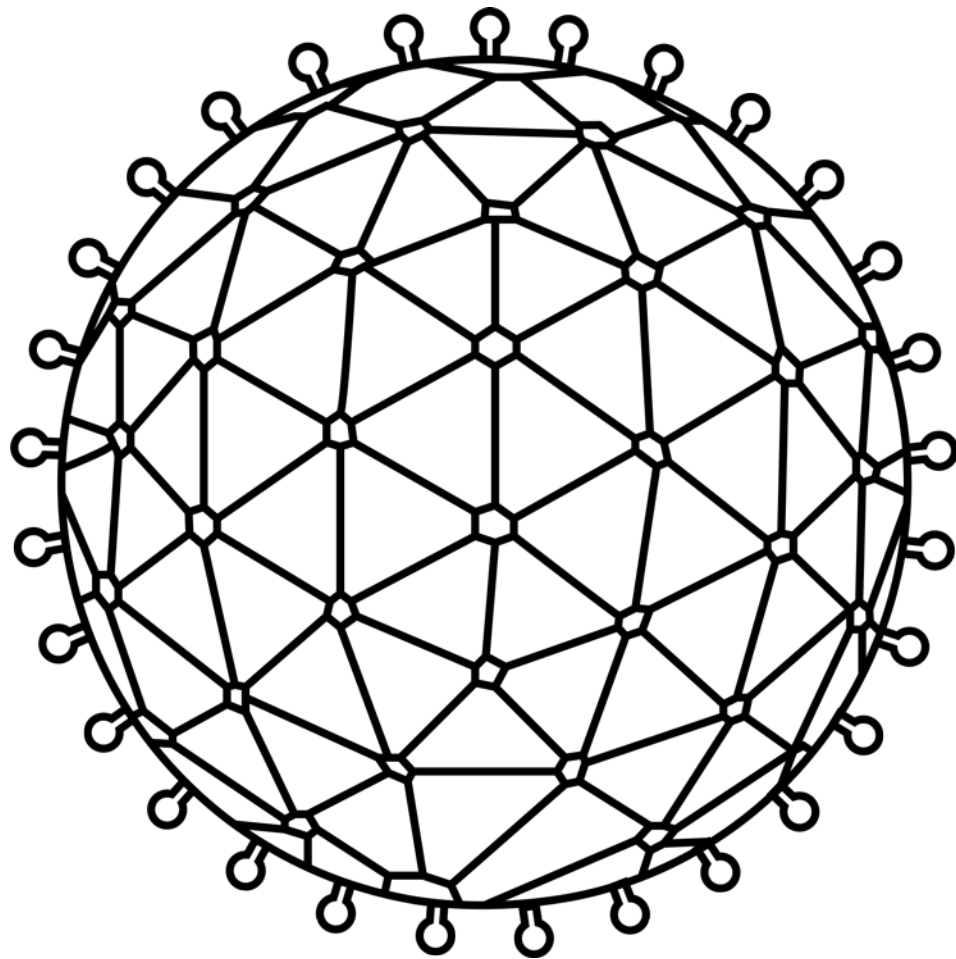
3



This is the first and second pages together and folded and the third and fourth pages together and folded. The third and fourth pages together and folded get placed inside the first and second. You'll continue this process with the last two pages---fifth and sixth together; they will become your inside flaps. See the pictures below for the finished flipbook.

4





Goodbye,
2018

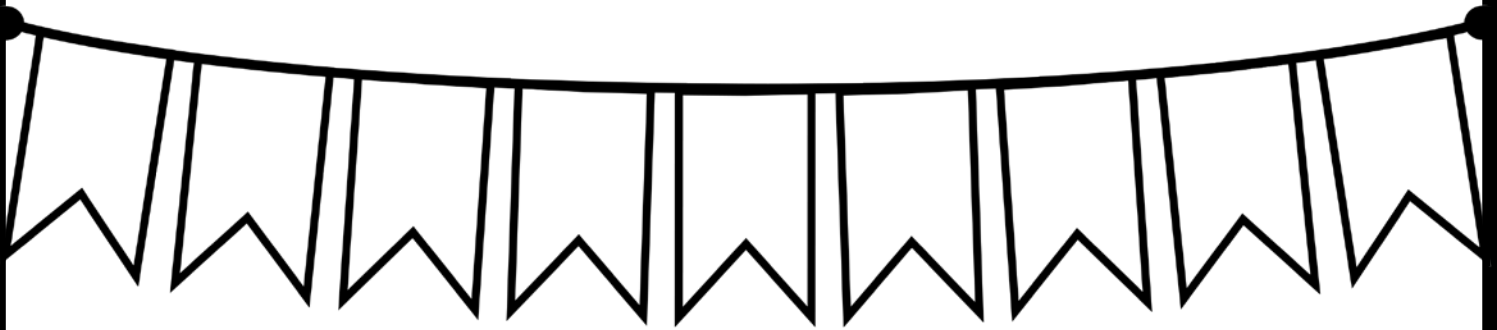


Hello,
2019

1. _____
2. _____
3. _____
4. _____
5. _____
6. _____
7. _____
8. _____
9. _____
10. _____

MY TOP TEN FROM 2018

TOP TEN FAVORITES



I'm most excited about the new year because...

2019, here we come!

res·o·lu·tion

[rezə'looʃ(ə)n]

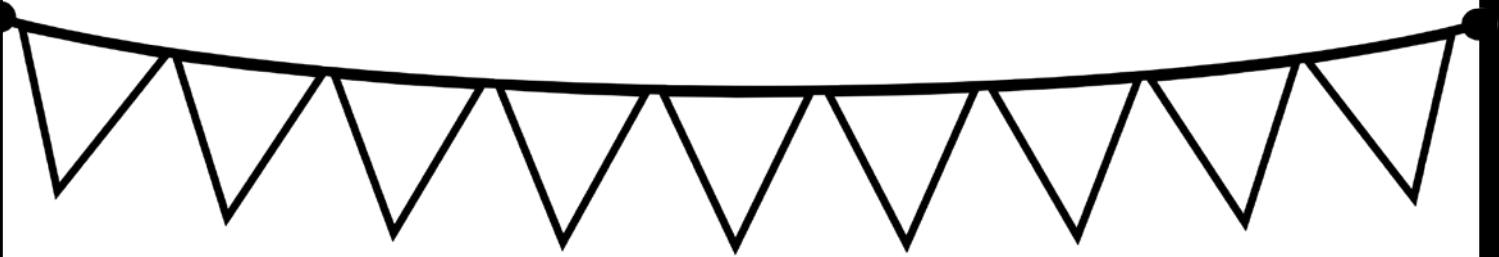
NOUN

a firm decision to do or not to do something

Some memories from 2018 I just cannot forget include...

I'LL NEVER FORGET...

How can I forget?



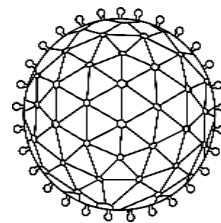
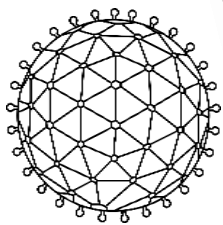
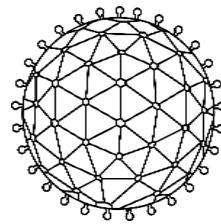
Resolution for School	
Resolution for Home	
Resolution for Health	

2019 RESOLUTIONS

Display idea


The following coloring pages, with the New Year's-themed pictures cut out, make a great border for a New Year's bulletin-type display.

Tip: make the focal point of the display your students' resolutions foldables or flipbooks.



Name _____

COLORing page




Name _____

COLORing page



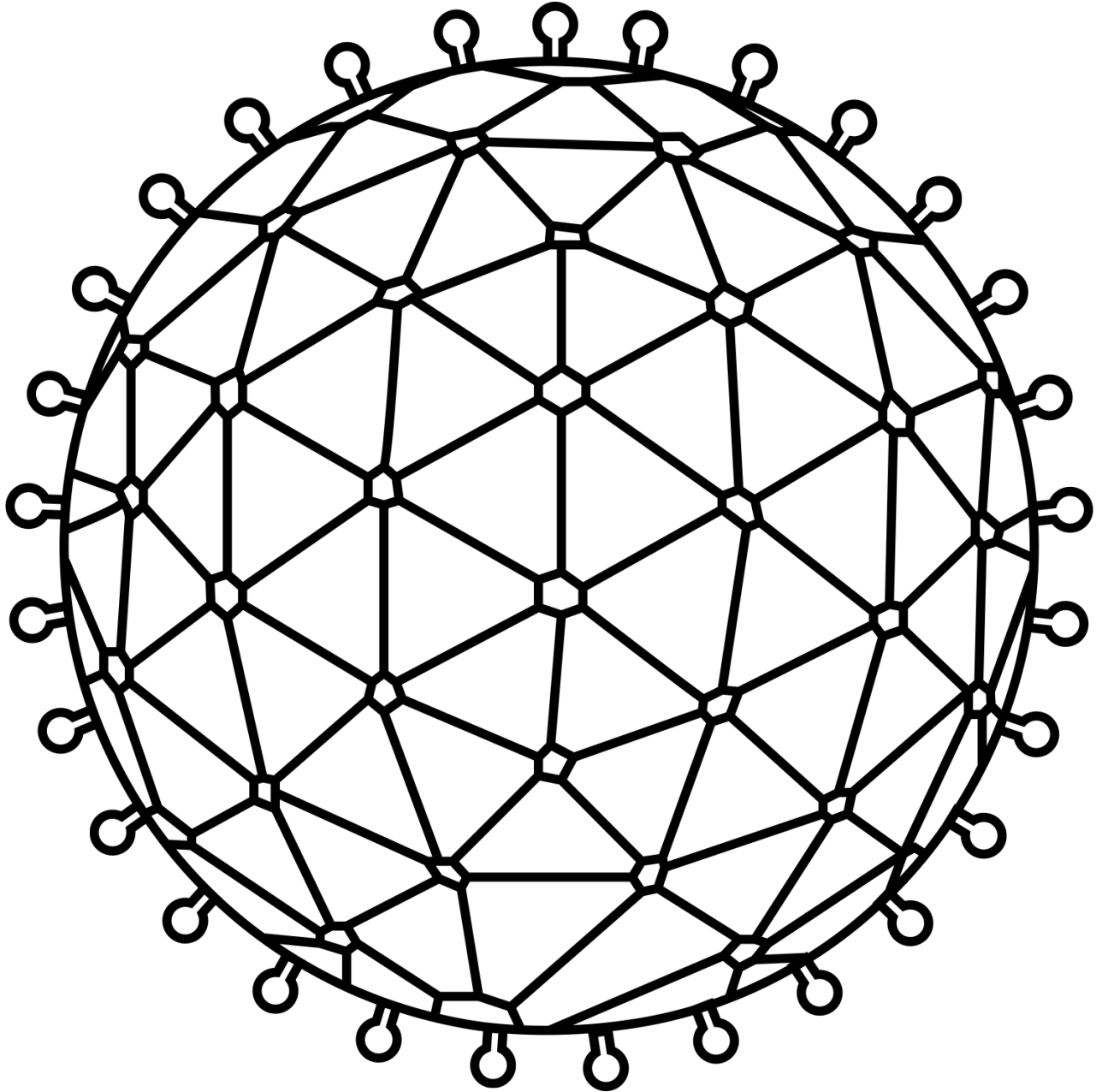
Name _____

COLORing page



Name _____

COLORing page



Silly sentences

Directions: Do not look at the story on the following page. Fill in the blanks on this page with the words called for. Then, using the words you've selected, fill in the blank spaces in the story.

HAPPY NEW YEAR!

ADJECTIVE _____

HOLIDAY _____

VERB ENDING IN -ING _____

VERB ENDING IN -ING _____

TIME ON THE CLOCK _____

ADJECTIVE _____

ADJECTIVE _____

ADJECTIVE _____

ADJECTIVE _____

PLACE _____

ADJECTIVE _____

ADJECTIVE _____

HOLIDAY _____

ADJECTIVE _____

ADJECTIVE _____

PLACE _____

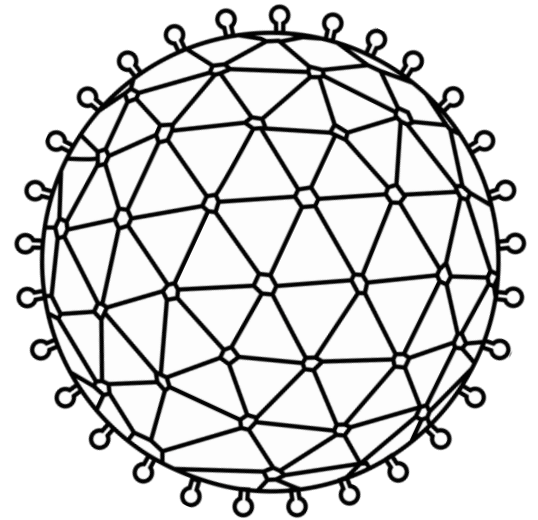
PLURAL NOUN _____

HOLIDAY _____

ADJECTIVE _____

ADJECTIVE _____

ADJECTIVE _____



2019

SILLY SENTENCES

HAPPY NEW YEAR!

Celebrating the new year is a _____ tradition for me. On _____ Eve. I like _____ games with my family, _____ holiday foods, and staying up until _____. It's always a _____ and eventful holiday.

After the new year begins, I always think about the _____ resolutions I can make. One resolution I always make is to keep myself _____. I feel that being _____ is so important. A new resolution I want to make is to do better on all my work at _____. I am a _____ worker, so that shouldn't be too _____ to do.

Each _____ day is a good time to look back on the past year and think about all the things I've accomplished. I like to think about all the _____ things I've done. For example, I like to think about all the _____ things I've done at _____. I also like to think about all the _____ I've helped through the year.

I hope this _____ is a _____ one for you. Remember, set some _____ resolutions, and stick to them! You'll feel so _____ if you do.

COMPREHENSION

Answer each question with complete sentences, or fill in each blank. Refer back to the reading passage, if necessary.

1. All around the world, people have been celebrating the beginning of each new year for over 4,000 years.

2. What were some common New Year's traditions mentioned in the reading passage?

Common New Year's traditions include attending parties, eating special holiday foods, watching firework displays, attending public New Year's celebrations, and making resolutions for the new year.

3. As it is related to the new year, what is a resolution?

A resolution refers to a firm decision to do something or not do something.

4. What are two reasons people make resolutions?

People make resolutions at New Years for different reasons; some include considering the new year a time for a fresh start, it's a goal date to make positive changes, and it's a tradition for many.

5. A resolution starts with a desire to make a change.

6. Name three helpful tips in making and keeping resolutions.

Helpful tips include being positive, being specific, making resolutions that are truly important to you, being realistic, and only setting achievable goals.

Idioms

In the reading passage, there were several idioms used. Refer back to the passage to help define the literal meaning of each idiom.

1. Find the idiom, "start from scratch," and write its literal meaning on the lines below.

"Start from scratch" means to start at the beginning; to start over with no advantage.

2. Find the idiom, "clean slate," and write its literal meaning on the lines below.

"Clean slate" means an opportunity to start over with all past mistakes erased.

3. Find the idiom, "fired up," and write its literal meaning on the lines below.

"Fired up" means to be excited about, or absolutely ready for something.

4. Would you consider "fresh start" to be an idiom? Why or why not?

"Fresh start" would be considered an idiom, because the literal meaning cannot be found from breaking apart the separate meanings of each word.

5. In your own words, describe exactly what an idiom is. What is a common one you've heard of?

An idiom is an expression or phrase that cannot be taken literally. A common one I've heard is, "raining cats and dogs." (There are so many acceptable, common idioms)

Thank you for your purchase! I truly appreciate your business.

Terms of Use

copyright© The Seeds We Sow / Stephanie Larsen
Permission is granted for single classroom use/
Single classroom copying and distributing only.
All rights reserved by author.



Credits

Social media
icons by Tessa
Maguire
[https://talesfrom
ablogdesigner.
blogspot.com](https://talesfromablogdesigner.blogspot.com)




TANGSTAR SCIENCE

<http://www.teacherspayteachers.com/Product/Interactive-Notebook-Templates-MEGA-PACK-Over-1000-Templates-1289821>

Connect with Me!

- ★ **Follow** my TPT Store to be notified of new products, updates, and sales.
- ★ **Like** my Facebook page for teacher love, tips, updates, and MORE!
- ★ **Follow** me on Pinterest to check out my helpful teacher pins!
- ★ **Follow** me on Instagram to see what I'm up to in school and life!

Click the icons below to connect with me. I'd love to connect with you!



If you have any questions, feel free to email me:

theseedswesowtpt@gmail.com

Teachers Pay Teachers Buyer Tip:

Did you know?

When you purchase anything on TPT, you can turn your dollars spent into TPT store credit. All you have to do is leave a fair rating and fair feedback for the seller after you make your purchase. You can even go back to past purchases and do the same (to as early as August 1, 2011). It's that simple!

Each dollar spent can be converted to one TPT credit (TPT will even round \$ amounts up for you). Every 100 credits = \$5, but you don't have to wait for 100 credits to use them. 50 credits = \$2.50, for example.

So what are you waiting for? Go turn your hard-earned dollars spent into TPT store credits now!

Just go to <http://teacherspayteachers.com>, login to your account, go to 'My TPT,' and click on 'My Purchases.' Now you're ready to earn some credits for yourself to be used at any store on TPT!

I will thank you, in advance, for leaving your fair rating and feedback at my store.

♡ Stephanie

